

*own your
pretty*

Too Faced

#TFCatEyes

*The Little
Leopard Book of*

CAT EYES

FEROCIOUSLY FEMININE COLLECTION OF CAT EYE LOOKS

Too Faced



*The Little
Leopard Book of*
CAT EYES

FEROCIOUSLY FEMINE COLLECTION OF CAT EYE LOOKS

This limited edition, keepsake book features exclusive cat eye looks from six amazing beauty stars with easy-to-follow steps created to inspire you to unleash your inner smitten kitten with fresh, modern ways to rock one of the most iconic beauty looks of all time.

[#TFCatEyes](#)

Too Faced



INCLUDES:
3 WET/DRY
CAT EYE
LINERS

INTRODUCING THE WORLD'S FIRST CAT EYES SHADOW & LINER COLLECTION

A sexy, modern take on the timeless cat eye in one carefully curated palette.

Our ferociously feminine eye shadow & liner collection is a beauty industry first, featuring nine matte, shimmer and glitter shadows in warm and cool tones including three wet-and-dry formulas for intense precision lining and a perfect wing tip.





CAT EYE LOOKS CREATED EXCLUSIVELY FOR TOO FACED

Six of the world's most influential beauty stars showcase the endless possibilities of one ferociously feminine palette.



VEGAS NAY
Las Vegas
@Vegas_Nay



PEARYPIE
Thailand
@Pearypie



MAKEUP AMOR
Mexico
@Makeup_Amor



PEPPER CHOCOLATE
Italy
@PepperChocolate1984



XSPARKAGE
Arizona
@XSparkage



DESI PERKINS
California
@DesiMakeup

#TFCatEyes

THE ICONIC CAT EYE: *FROM ANCIENT EGYPT TO RIGHT MEOW*

From ancient Egypt to the mod '60s and punk '80s to today, the cat eye has always been an iconic beauty essential.



ANCIENT EGYPT

Cleopatra first introduces the cat eye, later to become one of history's most iconic and sought-after looks.



1950s

Sex symbol Brigitte Bardot makes the cat eye and pink-nude lip her signature look.



1970s

Iconic supermodel Twiggy makes the mod cat eye famous with winged liner.



2004

Singer Amy Winehouse makes her mark with a thick, graphically lined cat eye—a look that's just as unique as her voice.



2014

Too Faced introduces the first ever Cat Eyes Shadow Collection.



1940s

Actress Veronica Lake becomes an iconic Hollywood pinup known for her subtle cat eye and famous side-swept S waves.



1960s

Academy Award-winning actress Sophia Loren oozes sex appeal with her signature cat eye liner and red lips.



1980s

Madonna rocks a punk cat eye during her Material Girl days.



2012

Sultry songstress Adele makes the retro chic cat eye her signature look.







@VEGAS_NAY

NAOMI

Instagram sensation Vegas Nay started blogging as a hobby and it quickly spiraled into her dream career. Known for her beautiful makeup pictorials, the self-taught makeup artist has a following of over two million fans worldwide. Vegas Nay is currently the official Cosmo for Latinas Beauty Blogger.

“Everyone needs to bring their inner purr-diness out!”



RADIANT ORCHID CAT EYE

1. Apply *Panther* in the crease and lower lash line.
2. Blend *Jungle Love* upward above cut crease and below lash line.
3. Sweep *Pussy Cat* over *Jungle Love* and shade to inner lid. Do the same on the bottom lash line.
4. Press *Kitten* onto the brow bone.
5. Apply *Kitty Glitter* all over lid and along the lower inner lash line. Apply to tear ducts for added highlight.
6. Apply *Better Than Sex Mascara* for volume and drama.



AMATA

Pearypie is known for her bold style and beautiful makeup looks. The pro-makeup artist is from Bangkok, Thailand but her reach extends worldwide – she has fans from all over the globe who love her range of YouTube beauty tutorials and gorgeous Instagram photos.

“I had lots of fun working with the Too Faced Cat Eyes palette! It was so easy to use and the colors are sexy but yet so cute!”




KITTY GLITTER CAT EYE

1. Contour your socket with a very tiny amount of *Tiger's Eye*.
2. Apply *Kitty Glitter* to the center of the lid.
3. Wet an eyeliner brush, and wing out your line using *Jungle Love*.
4. To the corners of your eyes, use *Purrr* first then *Kitty Glitter* to make your eyes pop!
5. Use *Pussy Cat* along the lower lash line, blending into *Kitten*.
6. Finish the look with *Better Than Sex Mascara*.

@PEARYPIE



@MAKEUP_AMOR



SMOKED OUT CAT EYE

1. Apply *Panther* wet all over the lid and the lower lash line.
2. Wing out the shadow with *Panther* using a small wet eyeliner brush.
3. Blend *Leopard* in the crease to get rid of any hard edges.
4. Add a little bit of *Leopard* along the lower lash line.
5. Use *Meow* to highlight the brow bone.
6. Apply *Better Than Sex Mascara* to lashes for volume and drama.

Too Faced.

MIRYAM

Latina makeup artist and model Makeup Amor has built a fan base around her stunning beauty pictorials and lifestyle photos. Her Instagram account is also a go-to for hot fashion trends and beauty looks.

“Love the dry/wet concept. You don’t have to use a ton of product to get a super intense cat eye, just use it wet!”

17361 Armstrong Avenue, Irvine, CA 92614 • T 949.553.4431 • F 949.553.4437
www.toofaced.com • #owmyourpretty




Too Faced.

ONORINA

Italian beauty and fashion expert PepperChocolate84 is a YouTube star known for her makeup tutorials and for her travels around the globe.

"There are so many different cat eye looks you can create with this one palette!"

100 Avenue, Irvine, CA 92614 • T 949.553.4431 • F 949.553.4437
www.toofaced.com • #owmyourpretty



UNDER EYE CAT EYE

1. Using an all-over shadow brush, apply *Tiger's Eye* on the inner corner and on the first half the lid.
2. Wet the brush, and apply *Leopard* onto the outer half of the lid, blending in with *Tiger's Eye*.
3. Using a blender brush, apply *Panther* onto the outer-V and blend into the crease.
4. Using a wet liner brush, apply *Panther* along the lower lash line starting with a thin line in the inner corner, then thickening the line as you extend towards the outer corner.
5. Finish off the look with *Better Than Sex Mascara* for voluminous lashes.

@PEPPER(CHOCOLATE)1984



• MEOW •



LEESHA

Expert beauty junkie xSparkage is known for her YouTube vlogs and makeup reviews, which have a massive following. The Arizona native also covers topics like skincare, hair and nails on her YouTube channel and was recently featured in Seventeen magazine for her out-of-the-box tutorials.

"I love that this palette comes with wet/dry eyeshadows! This makes it so much easier to create nice, crisp winged liner without needing any other products."



@XSPARKAGE



MOD CAT EYE

1. Apply *Kitty Glitter* to the center of the lid.
2. Apply *Pussy Cat* to outer and inner lid, blending into *Kitty Glitter*.
3. Wet an eyeliner brush, and use *Jungle Love* along the upper and lower lash lines, making the lines thicker in the outer corners. Wing out your line using *Jungle Love*.
4. With the same wet eyeliner brush, apply *Jungle Love* into the crease to create a double liner. Try to make sure these lines are even on each eye.
5. Apply *Perfect Eyes Eyeliner* in *Perfect Black* to waterline.
6. Finish off the look with *Better Than Sex Mascara* for voluminous lashes.



DESI

Los Angeles pro-makeup artist Desi Perkins is an Ipsy ambassador and has built a huge fan base on YouTube and Instagram. The lifestyle and beauty blogger is known for her gorgeous Instagram pictorials.

"It's the perfect palette to create a fierce cat eye."





@DESIMAKEUP



DOUBLE WINGED CAT EYE

1. Apply *Meow* all over the lid and up to the brow bone.
2. Apply *Leopard* along the crease and sweep out into a feline-like shape, creating a slight cut crease.
3. Blend out *Leopard* with a bit of *Tiger's Eye*. Also apply *Tiger's Eye* to the lower lash line.
4. Use *Panther* wet on an angled brush and apply a top and bottom kitten flick.
5. Use *Purr* in the tear duct of the eye for a bright pop of highlight.
6. Last, apply *Lash Injection Mascara*.





TOO FACED CLASSIC CAT EYE

1. Highlight by highlighting the brow bone with *Meow*.
2. Apply *Kitty Glitter* all over the lid and in the tear duct of the eye for a bright pop of highlight.
3. Blend *Leopard* along the crease and sweep out into a feline-like shape, creating a slight cut crease.
4. Use *Panther* wet on an angled brush and apply a top and bottom kitten flick.
5. Mix *Pussy Cat* and *Jungle Love* and apply to the lower lash line using a wet angled brush and extend all the way to outer corner to connect to upper wing.
6. Finish off the look with *Better Than Sex Mascara* for voluminous lashes.



